

MONTHLY MARKET REPORT

JULY 2021



Old Reserve Bank Building, Victoria Avenue
P/Bag 270
Blantyre
Malawi

Telephone: (265) 01 824 233; Fax: (265) 01 823 636
E-mail: info@mse-mw.com
Website: www.mse.co.mw

CONTENTS



MALAWI STOCK EXCHANGE

<i>Trading Summary</i>	1
<i>Market performance</i>	2
<i>Trade performance analysis</i>	2
<i>Market capitalization and index</i>	2
<i>Market liquidity</i>	2
<i>Company trading performance</i>	3
<i>Bond Trading Summary</i>	4
<i>Economic review</i>	5

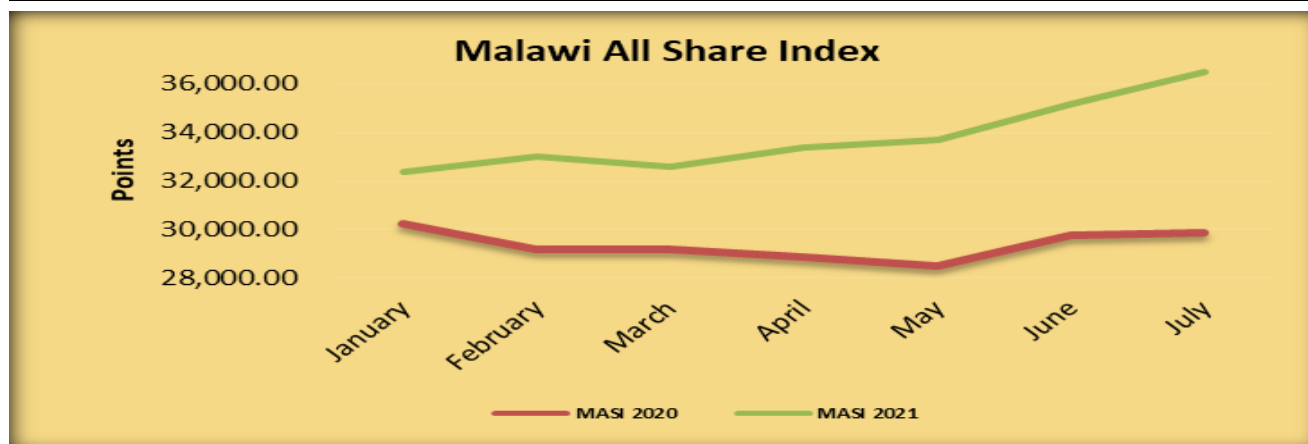
1. TRADING SUMMARY

The market registered a positive month-on-month return on index of 3.85%(2.96% in US\$ terms), 12.67% on a YTD. It however, registered a decrease in both total traded volume of shares and value during the month under review.

There were no trades on the 24 listed debt securities during the period under review.

Index Levels and Return – July 2021

INDEX	July 2021	June 2021	% Monthly Δ 2021	% Monthly Δ 2020	% Δ YTD. 2021
MASI	36496.03	35144.56	3.85 ▲	0.22 ▲	12.67 ▲
DSI	29749.56	28739.26	3.52 ▲	0.96 ▲	7.18 ▲
FSI	3479.97	3234.45	7.59 ▲	-12.66	155.15 ▲



	July 2021	June 2021	Monthly % Δ	July 2020	Y-O-Y %Δ
Traded Value (MK)	994,831,445.53	4,769,000,833.21	-79.14	1,263,639,879.92	-21.27
Traded Value (US\$)	1,227,397.31	5,945,437.72	-79.36	1,707,986.54	-28.14
Traded Vol. Shares	21,990,398	162,603,497	-86.48	62,683,022	-64.92
No. of Transactions	298	326	-8.59	195	52.82 ▲
Index Close (MASI)	36496.03	35144.56	3.85 ▲	29851.63	22.26 ▲
Listed Debt Securities	24	25		13	
Traded Debt Securities	00	00		00	
Listed companies	16	16		15	
Traded Companies	14	14		15	
Not Traded Companies	02	02		00	
Gainers	07	03		03	
Decliners	04	02		06	
Unchanged	03	09		06	

2. MARKET PERFORMANCE

A. Trade Performance Analysis

The market transacted a total of 21,990,398 shares at a total consideration of MK994,831,445.53 (US\$1,227,397.31) in 298 trades. In the previous month of June 2021, the market transacted a total of 162,603,497 shares at a total consideration of MK4,769,000,833.21 (US\$5,945,437.72) in 326 trades. This reflects a **-86.48%** decrease in terms of share volume traded and a **-79.14%** (**-79.36%** in US Dollar terms) decrease in share value traded. Of the total volume of shares traded, 295,443 PCL and 108,779 OMU were negotiated deals.

Daily average share trades exhibited similar trends where the market registered an average daily volume of 1,047,162 shares compared to 7,391,068 shares traded in June 2021, reflecting a decrease of **-85.83%**.

The average daily turnover for July 2021 was MK47,372,925.98 (US\$58,447.49) compared to MK216,772,765.15 (US\$270,247.17) in June 2021, reflecting a decrease of **-78.15%** (**-78.37%** in US Dollar terms).

B. Market Capitalization and Index

The market registered a positive return on index as reflected in the upward movement of the Malawi All Share Index (MASI) from 35144.56.63 points registered in June 2021 to 36496.03 points registered in July 2021, giving a month-on-month return on index of **3.85%** (**2.96%** in US\$ terms). The price gains registered by ILLOVO (20.81%), AIRTEL(9.90%), FMBCH(8.66%), PCL(8.34%), TNM(0.06%), NBM(0.005%) and STANDARD(0.001%) were enough to offset share price losses registered by NITL (-15.00%), OMU(-4.11%), NBS(-0.189%) and FDHB(-0.187) resulting into an upward movement of the Malawi All Share Index. The Domestic and Foreign Share Indices closed at 29749.56 and 3479.97 points respectively.

Market capitalization increased in both Malawi Kwacha and United States terms from MK1,913,357.56 million (US\$2,372.70 million) to MK1,985,468.03 million (US\$2,441.13 million).

C. Market Liquidity

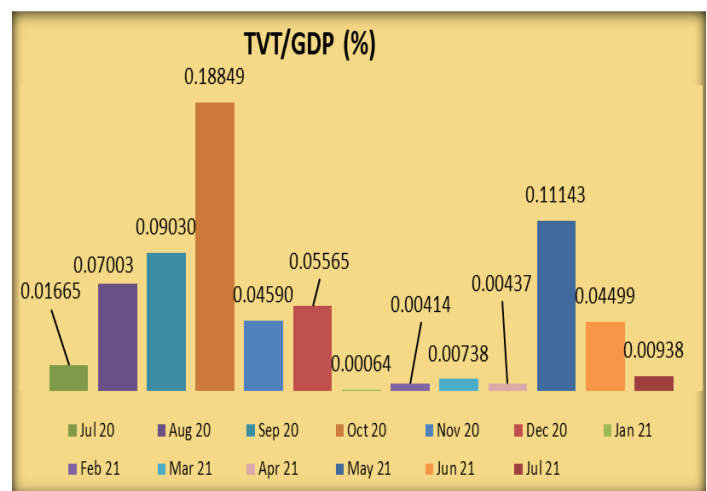
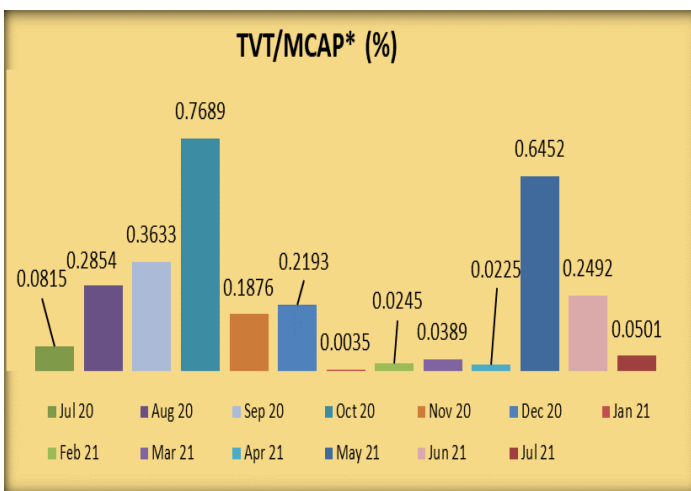
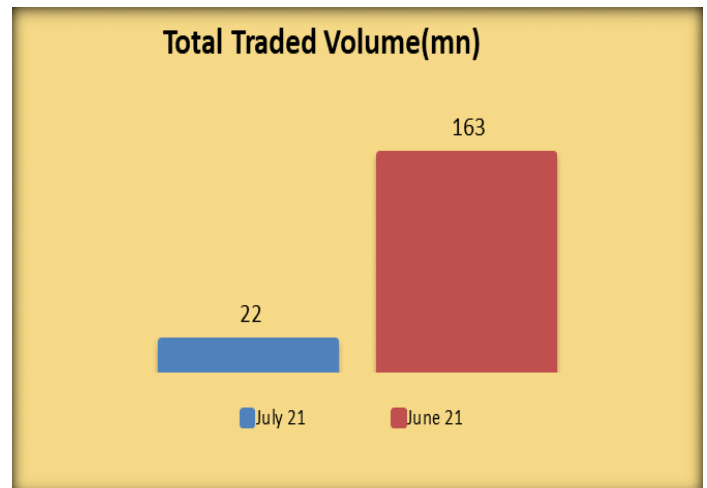
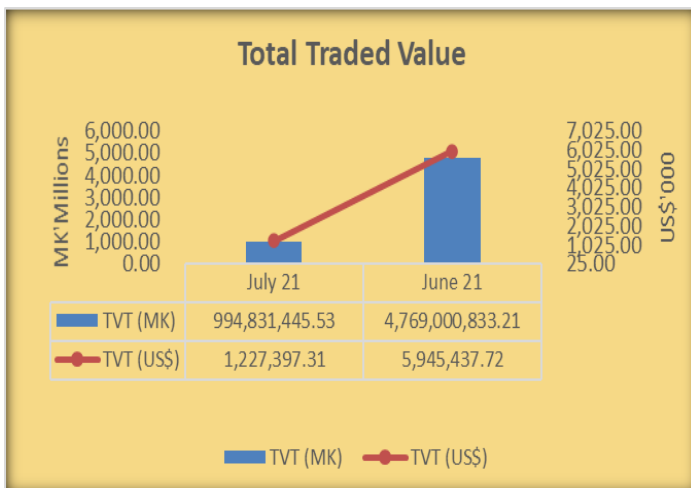
The turnover velocity measured by the ratio of Total Value of Trades to Market Capitalisation (**TVT/MCAP***), an indicator of the liquidity of assets traded on the market, in July 2021 was recorded at 0.05%, lower than 0.25% registered in June 2021. The ratio of Total Value of Trades to Gross Domestic Product (**TVT/GDP**) recorded a liquidity level of 0.01% in July 2021 while during the previous month, June 2021, liquidity was at 0.05%.

Market capitalization as a percentage of GDP was at 18.73% in July 2021 and 18.05% in June 2021.

2. MARKET PERFORMANCE



MALAWI STOCK EXCHANGE



3. COMPANY TRADING PERFORMANCE

A. Top gainers: Seven counters registered capital gains

MSE CODE	ISIN	COUNTER NAME	% GAIN
ILLOVO	MWILLV010032	Illovo Sugar Malawi plc	20.81 ▲
AIRTEL	MWAIRT001156	Airtel Malawi plc	9.90 ▲
FMBCH	MWFMB0010138	FMB Capital Holdings plc	8.66 ▲
PCL	MWPCL0010053	Press Corporation plc	8.34 ▲
TNM	MWTNM0010126	Telekom Networks Malawi plc	0.06 ▲

B. Top Losers: Four counters registered capital losses

MSE CODE	ISIN	COUNTER NAME	% LOSS
NITL	MWNITL010091	National Investment Trust plc	-15.00
OMU	ZAE000255360	Old Mutual Limited	-4.11
NBS	MWNBS0010101	NBS Bank plc	-0.189
FDHB	MWFDHB001166	FDH Bank plc	-0.187

C. Top 5 Volume Leaders

MSE CODE	ISIN	COUNTER NAME	SHARES	% of Total
TNM	MWTNM0010126	Telekom Networks Malawi plc	16,289,528	74.08
AIRTEL	MWAIRT001156	Airtel Malawi plc	1,942,064	8.83
FMBCH	MWFMB0010138	FMB Capital Holdings plc	1,060,722	4.82
NBS	MWNBS0010101	NBS Bank plc	944,400	4.29
NICO	MWNICO010014	NICO Holdings plc	590,476	2.69

D. Top 5 Value Leaders

MSE CODE	ISIN	COUNTER NAME	VALUE	% of Total
PCL	MWPCL0010053	Press Corporation plc	316,431,973.00	31.81
TNM	MWTNM0010126	Telekom Networks Malawi plc	260,663,046.00	26.20
OMU	ZAE000255360	Old Mutual Limited	163,204,200.00	16.41
FMBCH	MWFMB0010138	FMB Capital Holdings plc	68,947,394.00	6.93
AIRTEL	MWAIRT001156	Airtel Malawi plc	65,524,591.83	6.59

3. COMPANY TRADING PERFORMANCE



MALAWI STOCK EXCHANGE

Symbol	Open	High	Low	Close	Price Δ	Volume	Value	Trades Count	Market Capitalization
AIRTEL	32.53	36.00	32.53	35.75	9.90%	1,942,064	65,524,591.83	64	393,250,000,000.00
BHL	11.00	11.00	11.00	11.00	0.00%	0	0.00	0	9,237,257,755.00
FDHB	16.00	16.00	15.97	15.97	-0.19%	180,726	2,889,418.80	18	110,209,469,062.50
FMBCH	59.82	65.01	59.82	65.00	8.66%	1,060,722	68,947,394.00	31	159,786,250,000.00
ICON	12.13	12.13	12.13	12.13	0.00%	12,377	150,133.01	5	81,028,400,000.00
ILLOVO	104.72	126.52	104.72	126.51	20.81%	50,195	5,851,581.19	9	90,257,849,905.41
MPICO	16.00	16.00	15.99	16.00	0.00%	187,822	3,004,405.00	9	36,768,759,360.00
NBM	650.08	650.11	650.08	650.11	0.005%	15,792	10,266,352.00	13	303,556,992,191.18
NBS	26.40	26.40	26.35	26.35	-0.19%	944,400	24,914,567.70	39	76,693,607,930.60
NICO	55.00	55.00	55.00	55.00	0.00%	590,476	32,476,180.00	9	57,367,260,280.00
NITL	94.94	94.94	80.70	80.70	-15.00%	279,848	22,584,434.00	9	10,894,500,000.00
OMU	2,190.00	2,190.00	2,100.00	2,100.00	-4.11%	108,796	163,204,200.00	2	34,155,741,900.00
PCL	1,199.94	1,300.00	1,199.93	1,300.00	8.34%	312,718	316,431,973.00	9	156,332,566,000.00
STANDARD	1,200.15	1,200.16	1,200.15	1,200.16	0.001%	14,934	17,923,169.00	4	281,639,341,305.92
SUNBIRD	90.00	90.00	90.00	90.00	0.00%	0	0.00	0	23,542,432,200.00
TNM	16.00	16.01	15.99	16.01	0.06%	16,289,528	260,663,046.00	77	160,747,604,500.00
Total						21,990,398	994,831,445.53	298	1,985,468,032,390.61



4. BOND TRADING SUMMARY

In the period under review, there were no trades on the 3 Corporate Medium Term Notes by MyBucks Banking Corporation and the 21 Malawi Government Treasury Notes. The total Nominal value of all listed debt securities stood at MK821.78 billion as at 31 July 2021.

Symbo	Open	High	Low	Close	Price Δ	Volume	Value	Trades Count	Nominal Value
NFB02	100.0000	100.0000	100.0000	100.0000	0.00%	0	0.00	0	3,000,000,000.00
NFB03	100.2026	100.2026	100.2026	100.2026	0.00%	0	0.00	0	50,000,000.00
NFB04	100.0000	100.0000	100.0000	100.0000	0.00%	0	0.00	0	6,000,000,000.00
T012	81.0399	81.0399	81.0399	81.0399	0.00%	0	0.00	0	125,981,188,000.00
T02AD	89.3564	89.3564	89.3564	89.3564	0.00%	0	0.00	0	24,146,600,000.00
T103	77.4237	77.4237	77.4237	77.4237	0.00%	0	0.00	0	36,495,000,000.00
T10YR	71.7006	71.7006	71.7006	71.7006	0.00%	0	0.00	0	15,975,000,000.00
TN001	84.2591	84.2591	84.2591	84.2591	0.00%	0	0.00	0	49,078,500,000.00
TN023	87.5514	87.5514	87.5514	87.5514	0.00%	0	0.00	0	32,891,200,000.00
TN05	86.2716	86.2716	86.2716	86.2716	0.00%	0	0.00	0	63,097,328,000.00
TN06	93.2903	93.2903	93.2903	93.2903	0.00%	0	0.00	0	55,366,500,000.00
TN07	76.3317	76.3317	76.3317	76.3317	0.00%	0	0.00	0	78,959,700,000.00
TN100	95.7335	95.7335	95.7335	95.7335	0.00%	0	0.00	0	54,305,586,000.00
TN101	96.2465	96.2465	96.2465	96.2465	0.00%	0	0.00	0	20,645,602,000.00
TN102	87.9849	87.9849	87.9849	87.9849	0.00%	0	0.00	0	18,811,414,000.00
TN107	100.0000	100.0000	100.0000	100.0000	0.00%	0	0.00	0	22,570,008,000.00
TN7AF	73.8329	73.8329	73.8329	73.8329	0.00%	0	0.00	0	33,927,070,000.00
TN7YR	76.7700	76.7700	76.7700	76.7700	0.00%	0	0.00	0	16,239,700,000.00
TN888	73.0590	73.0590	73.0590	73.0590	0.00%	0	0.00	0	5,960,000,000.00
TN90	88.4233	88.4233	88.4233	88.4233	0.00%	0	0.00	0	19,447,360,000.00
TN92	100.0000	100.0000	100.0000	100.0000	0.00%	0	0.00	0	48,087,041,000.00
TN94	100.0000	100.0000	100.0000	100.0000	0.00%	0	0.00	0	13,776,000,000.00
TN96	100.0000	100.0000	100.0000	100.0000	0.00%	0	0.00	0	39,105,000,000.00
TN99	100.0000	100.0000	100.0000	100.0000	0.00%	0	0.00	0	37,867,549,000.00
Total						0	0.00	0	821,783,346,000.00

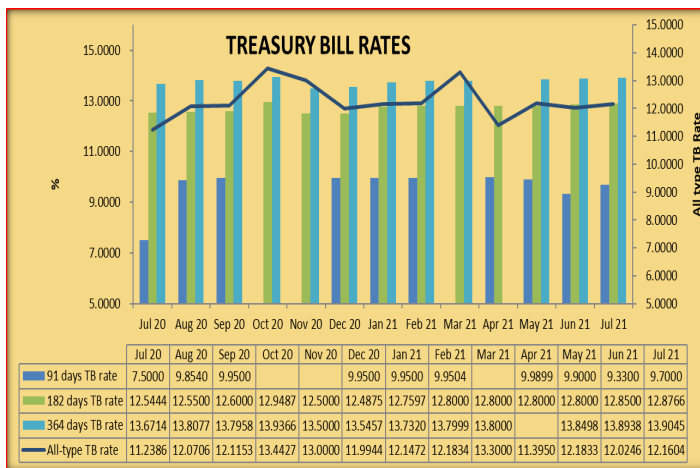
5. ECONOMIC REVIEW



MALAWI STOCK EXCHANGE

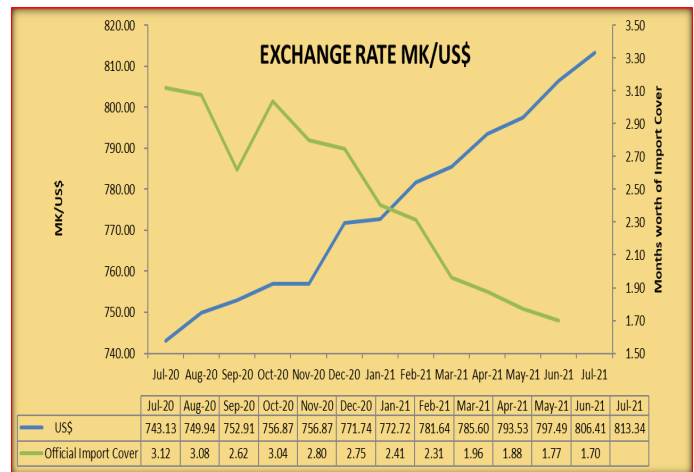
Interest Rates

During the period under review, the 91 days Tbill, the 182 days Tbills and the 364 days Tbill inched upwards by 0.37000% from 9.33000% to 9.7000%, by 0.0266% from 12.85000% to 12.8766% and by 0.0107% from 13.8938% to 13.9045% respectively.



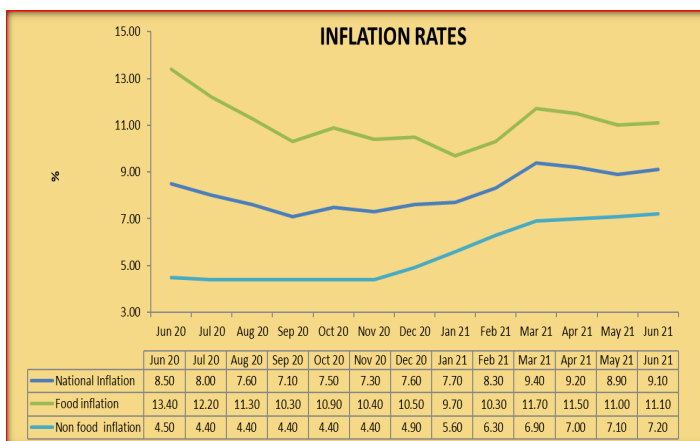
Exchange Rates

The Kwacha marginally depreciated against the United States Dollar by 0.85% in the period under review. Gross official reserves were at 1.70 months worth of import cover on 30 June 2021.



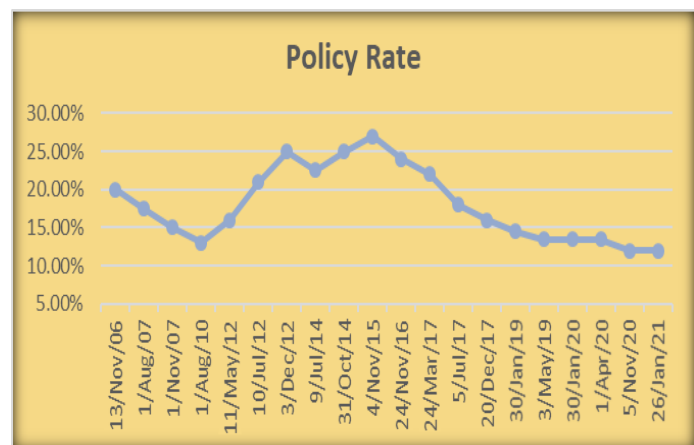
Inflation Rates

Headline inflation inched upwards by 0.20 percentage points from 8.90% in May, 2021 to 9.10% in June, 2021.



Monetary Policy Rate

The Monetary Policy Committee at its meeting held on 28 and 29 April 2021 maintained the policy rate at 12%.



CONTACTS AND ADDRESSES OF MSE STOCK BROKERS

Stockbrokers Malawi Limited
NBM Business Complex
P.O Box 31180
Blantyre
Tel: +265 1 836 213
Fax: +265 1 824 353
Email: sml@smlmw.com

Continental Capital Limited
1st Floor, Ulimi House
P.O Box 1444
Blantyre
Tel: +265 1 830 638
Email: capital@continental.mw
capital@cdh-malawi.com

Cedar Capital Ltd (Formerly African Alliance Securities)
4th Floor, Livingstone Towers
P.O Box 3340
Blantyre
Tel: +265 1 831 995
Fax: +265 1 831 859
Email: kamphonia@cedarcapital.mw

Alliance Stockbrokers Limited
Old Air Malawi Building
P.O Box 510
Blantyre
Tel: +265 1 830 704
Email: asl@aclmw.com